

Electrostatic Discharge Simulator

EDS 30T

Datasheet



In Compliance with

- > IEC 61000-4-2
- > IEC/ EN 61000-6-2
- > IEC/EN 61000-6-1
- > IEC/EN 61326
- > IEC 61340-3-1
- > GB/T 17626.2
- > ISO 14304
- > Bellcore GR-1089-Core
- > ITU-T K.20

Introduction

The electrostatic discharge simulator EDS 30T is designed as per IEC/EN 61000-4-2 with output voltage up to 30 kV. With ergonomic design, it integrates discharge tips and touch screen control into one. The EDS 30T features with easy-to-operate touch screen, built-in temperature and humidity meter and changeable RC module, which ensure the reliability in all types of test sites.

AC power or battery box are available for power supply.






Features

- > Ergonomic design
- > LCD touch screen
- > All-in-one design (no base unit)
- > Changeable R/C networks
- > Automatic polarity switching
- > Battery or mains operation, long battery life
- > Temperature and humidity monitoring
- > Built-in standard test library
- > Intelligent detection the failure of air discharge






Application Areas




- > Communication
- > Telecom
- > Medical
- > Broadcast
- > Railway
- > IT
- > Military
- > Avionics
- > New energy

Technical Parameters	
Contact discharge	200 V – 30,000 V (±5%)
Air discharge	200 V – 30,000 V (±5%)
Voltage step	100 V
Hold time	> 5 s
Polarity	Positive, negative
RC module recognition	Automatic recognition & LCD display
Temperature and humidity	Built-in temperature and humidity meter with functions of record and protection
Repetition frequency	Single /0.1/0.2/0.5/1/2/5/10/20 Hz
Trigger mode	Manual/automatic
Pulse Counter	1-9999
Contact discharge	150pF/330 ohm
Rise time	0.8 ns +/- 25%
Quick start test program	Simple and easy to reset data online
Evaluate procedure	Contact discharge test at 20 Hz, evaluate the test points of DUT
Standard Test Procedure	accord with EN/IEC61000-4-2

Standard Accessories	
1. Discharge gun 	Discharge gun and control 1 PCS
2. High voltage generator 	Programmable high voltage source 1 PCS
3. Standard RC modules EDS 20H-RC 	150 pF / 330 ohm (default) , removable
4. Discharge tip EDS 20H-CONT 	Contact discharge tip
5. Discharge tip EDS 20H-AIR 	Air discharge tip
6. Grounding wire	2 m
7. Package	Carrying case
8. Documents	Factory inspection report and user manual

General Parameters	
Weight	Approx. 12.0 kg
Weight (EDS gun)	Approx. 2.0 kg
Temperature	15 °C-35 °C (operation condition)
Humidity	30%-60% (operation condition)
Air pressure	86 kPa-106 kPa
Working power supply	100 V - 240 V (±10%) ; 50/60 Hz (default AC 220 V 50 Hz for China Mainland)

Optional accessories		
1. RC modules 	150 pF/2000 ohm (EDS)	500 pF/5000 ohm (EDS)
	330 pF/2000 ohm (EDS)	200 pF/0 ohm (EDS)
	330 pF/330 ohm (EDS)	500 pF/0 ohm (EDS)
	100 pF/1500 ohm (EDS)	500 pF/100 ohm (EDS)
	150 pF/150 ohm (EDS)	Customization is available for RC module.
	500 pF/500 ohm (EDS)	
2. 30 mm Air Discharge Tip EDS 30T-AIR (30mm) 	For 15 kV to 30 kV test	
3. Battery box EDS01 	8*2600 mAh Ni-MH rechargeable batteries to replace AC source For contact discharge +30 kV, 1 Hz, approx. 8 h Dimension: 140 mm*100 mm*35 mm, weight 0.5 kg	
4. Battery charger 	Used for charging for battery box EDS 01	
5. Electrostatic Discharge Desk 	Grounded HV resistor 2 x 470 kohm	
	Vertical coupling plane	500x500x3 mm
	Horizontal coupling plane	1600x800x2 mm
	Reference ground plane	2700x1800x2 mm
	Test table 1600x800x800 mm, solid wood, meet IEC 61000-4-2 requirements	

Optional accessories	
6. ESD Calibration Kit EDS CALA 	Used for waveform calibration as per IEC/EN61000-4-2, including 2 ohm target /4 GHz, attenuator, coaxial cable, user manual
7. Attenuator JZ602 	Impedance: 50 ohm; Attenuation: 20 dB
8. Attenuator JZ603 	Impedance: 50 ohm; Attenuation: 20 dB



4TECT

ООО «4TECT»

Телефон: +7 (499) 685-4444

info@4test.ru

www.4test.ru

3ctest is always striving for product innovation and quality improvement.

Product appearance and technical specifications are subject to change without further notice.

© 3ctest